

robern®



Designer: Thiel Architecture + Design

MODULAR MIRRORS



MODULAR MIRRORS

Widen your horizons with more design flexibility than ever before. Modular Mirrors are designed to fit precisely with the sizing and aesthetic style of your Robern medicine cabinet and lighting, so you can mix and match to create a stunning array that adapts to your construction needs. Robern cabinets provide storage where space allows, while Modular Mirrors seamlessly transition across areas where behind-the-wall obstructions exist. The result: a one-stop solution for styling space design, with no limits on the impact you can make.



Designer: Studio SHK Interiors



Designer: Kimball Modern

PRODUCT SELECTION

1 CHOOSE YOUR SIZE



12 x 30



16 x 30



20 x 30



24 x 30

30 INCHES HIGH



12 x 36



16 x 36



20 x 36



24 x 36

36 INCHES HIGH

robern: the beauty of the unexpected



12 × 40



16 × 40



20 × 40



24 × 40

40 INCHES HIGH

2

CHOOSE YOUR EDGE FINISH



Polished Edge



Bevel Edge

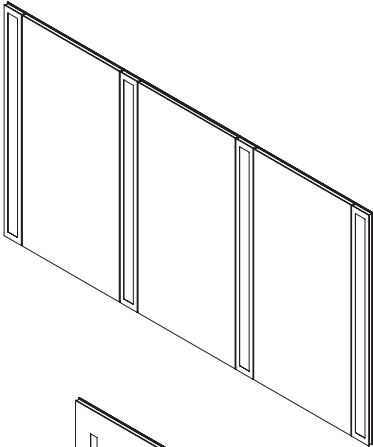
PRODUCT SELECTION

3

CHOOSE YOUR INSTALLATION TYPE

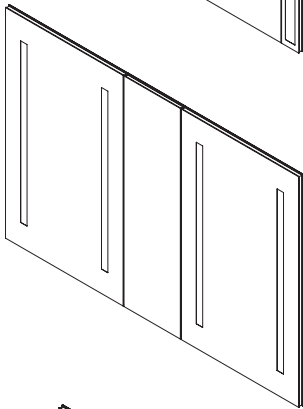
Combine Modular Mirrors with Robern cabinets and lighting to configure a personalized storage solution that seamlessly fits your space.

EXAMPLES



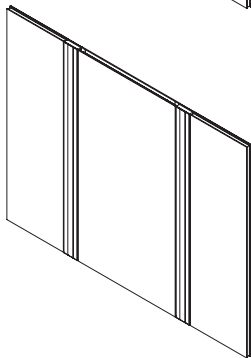
LIGHTING | CABINET | LIGHTING | MIRROR | LIGHTING | CABINET | LIGHTING
74" W INSTALLATION

- (4) ML3.540ILSFMRDV: InLine 3-½" W × 40" H Vertical Lighting (3000K to 4000K)
- (1) MC2040D4FPRE4: M Series 20" W × 40" H × 4" D Medicine Cabinet with Flat Top, Polished Edge, Right Hinge and Electric+ Upgrade
- (1) MODM2040FP: Modular 20" W × 40" H Mirror with Polished Edge
- (1) MC2040D4FPLE4: M Series 20" W × 40" H × 4" D Medicine Cabinet with Flat Top, Polished Edge, Left Hinge and Electric+ Upgrade



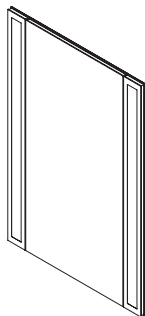
CABINET | MIRROR | CABINET
60" W INSTALLATION

- (1) YC2440D4P1R3: Vitality® 24" W × 40" H Medicine Cabinet with Right Hinge
- (1) MODM1240FP: Modular 12" W × 40" H Mirror with Polished Edge
- (1) YC2440D4P1L3: Vitality 24" W × 40" H Medicine Cabinet with Left Hinge



MIRROR | LIGHTING | CABINET | LIGHTING | MIRROR
49-½" W INSTALLATION

- (2) MODM1236FP: Modular 12" W × 36" H Mirror with Polished Edge
- (2) GLB36ULSS3D: Vesper™ 2-¾" W × 36" H Vertical Lighting, Outline Pattern (3000K)
- (1) P2C2036D4FPBA: PL PORTRAY™ 20" W × 36" H Medicine Cabinet with Polished Edge



LIGHTING | MIRROR | LIGHTING
27" W INSTALLATION

- (2) ML3.540ILSFMRD3: InLine 3-½" W × 40" H Vertical Lighting (3000K)
- (1) MODM2040FP: Modular 20" W × 40" H Mirror with Polished Edge

robern: the beauty of the unexpected



Designer: Alice D'Andrea Design

robern.com/modular-mirrors

MODULAR MIRROR
MODEL NUMBER KEY

MOD M

2040

FP

- 1230 = 12" W × 30" H
- 1236 = 12" W × 36" H
- 1240 = 12" W × 40" H
- 1630 = 16" W × 30" H
- 1636 = 16" W × 36" H
- 1640 = 16" W × 40" H
- 2030 = 20" W × 30" H
- 2036 = 20" W × 36" H
- 2040 = 20" W × 40" H
- 2430 = 24" W × 30" H
- 2436 = 24" W × 36" H
- 2440 = 24" W × 40" H

Dimensions

Edge Type

FP = Polished Edge

FB = Bevel Edge



Preorder Now

Available in January 2021 on a two-week lead time. For exact ship date, visit robern.com/leadtimes.

